

U.S. Market

- The Dow fell 0.6% (269 points), the Nasdaq rose 0.4%, and the S&P 500 slipped 0.1%.
- Consumer prices rose 0.9% month-over-month and 3.3% year-over-year, driven by surging gas prices.
- Following President Trump's cease-fire announcement, oil prices plunged, with WTI down 13.42% to \$96.57 and Brent down 12.68% to \$95.20.

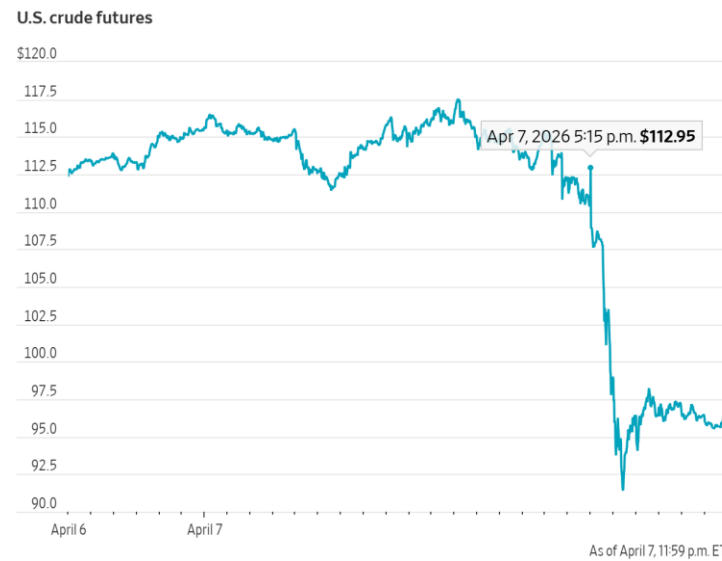
Key Economic Indicators

- CPI Average Growth Rate: 3.30%
- Unemployment Rate: 4.30%
- 3 Month T-Bill Rate: 3.68%

Global Market

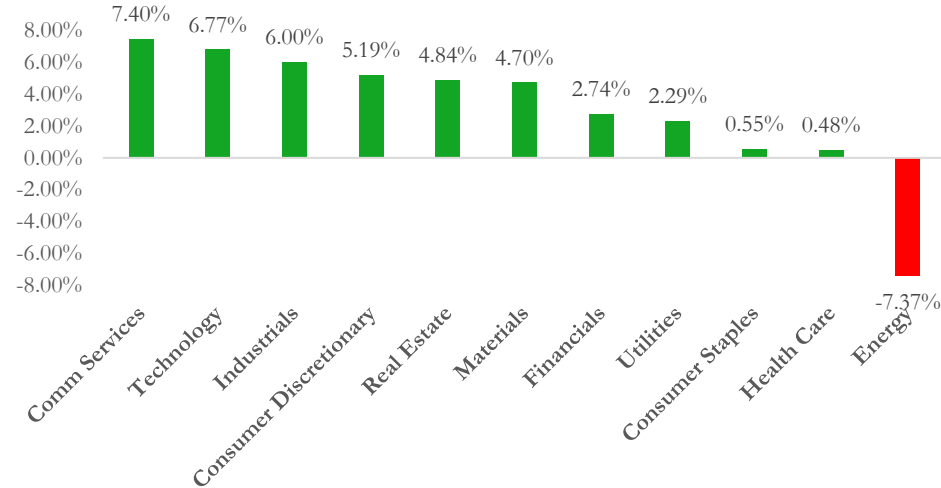
- Failed U.S.-Iran talks in Islamabad left Iran's nuclear program at the center of the conflict.
- Disrupted Middle East energy supplies are pushing countries toward renewables, increasing reliance on Chinese solar, battery, and EV technology.

Chart of the Week—Price Movement of U.S crude futures following cease-fire announcement.

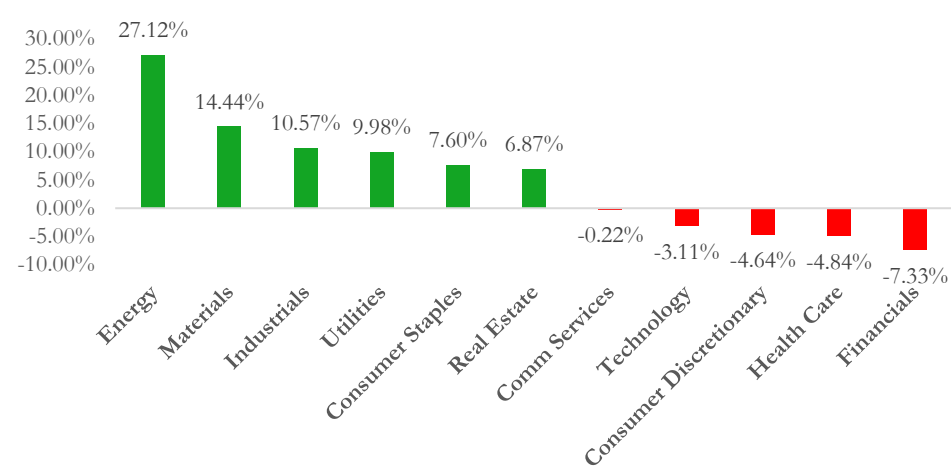


Source: FactSet

S&P MTD Sector Performance



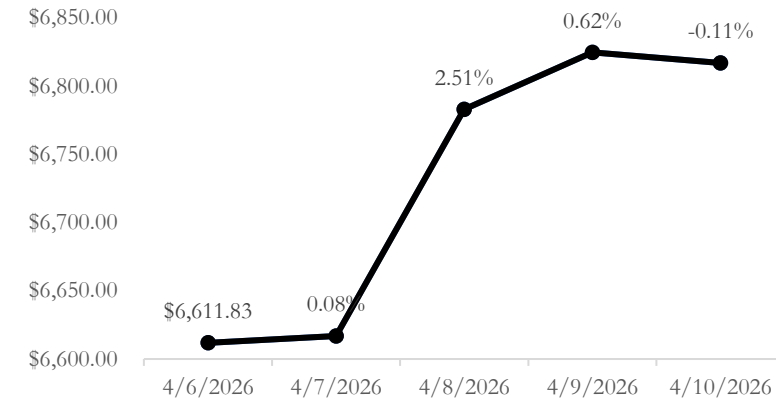
S&P YTD Sector Performance



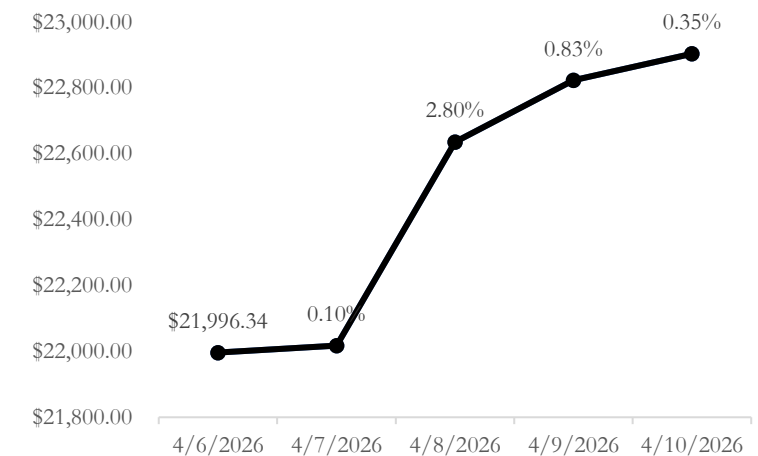
Individual Equities & Upcoming Events

- JPM: Jamie Dimon's shareholder letter outlined five major 2026 risks: inflation, rising competition, declining trust in government, AI-driven workforce disruption, and weaker Western allies.
- AMZN: Andy Jassy's shareholder letter laid out Amazon's push into AI, robotics, and rural delivery as the company also secured a tentative USPS deal to support its logistics network.
- Upcoming Event: FOMC Meeting – April 28-29, 2026

S&P CLOSING PRICE



NASDAQ CLOSING PRICE



Commodity News	5-Day	3-Month
Crude Oil	-14.66%	62.69%
Natural Gas	-5.49%	1.03%
Gold	1.45%	5.59%